




wide body veg

300W LINEAR LED GROW LIGHT



FEATURES

- 300W Full-spectrum LED array
- Over 70% of lighting intensity concentrated within the 120° beam angle
- Superior optics control light distribution while maximizing intensity
- Wide body design ensures smooth, even light distribution
- 1-10V Dimming




SUPERIOR OPTICS

FOLLOW US @

 @growlite

 /growliteinc/

 @growliteog

 /company/growlite-inc-

 growlite channel

GROWLITE.COM

FULL-SPECTRUM LED | WIDE DESIGN | MAX INTENSITY



DeRP Farms, Kingman AZ

300W LED fixture for the vegetative stage that is designed to replace a ten lamp T5HO or a 400W MH fixture on a one-for-one basis. The wide distribution, coverage and intensity make the **WIDE BODY VEG** the logical choice for veg and mother rooms.

The full-spectrum white LEDs provide a perfect full-spectrum performance for plants in the early stages of plant growth, leafy greens and mother plants.

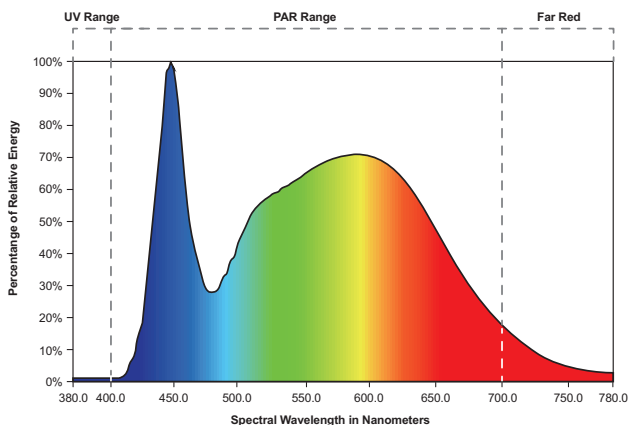
wide body veg

SKU WBVB-300L



300W LINEAR LED GROW LIGHT

- 300W Full-spectrum LED array
- Over 70% of lighting intensity concentrated within the 120° beam angle
- Superior optics control light distribution while maximizing intensity
- Isolated, vented driver compartment optimizes thermal dissipation
- Wide body design ensures smooth, even light distribution
- 1-10V Dimming
- 120VAC Line cord with plug (6' length)
- 120-277VAC Input
- 5' Cable mount kit included
- UL Listed for Damp Locations
- Five Year Warranty (Terms and Conditions Apply)



ORDERING INFORMATION

System/Configuration	Description
WBVB-300L	300W 4' Linear LED, white full-Spectrum veg light

Specifications are subject to change without notice. Installation must be performed in accordance with Barron Lighting Group installation instructions. (DLC QPL# EQHB-300-D-VS-5K)
10840423 Rev 3 5/21



7885 North Glen Harbor Blvd
Glendale, Arizona 85307
800.533.3948
growlite.com